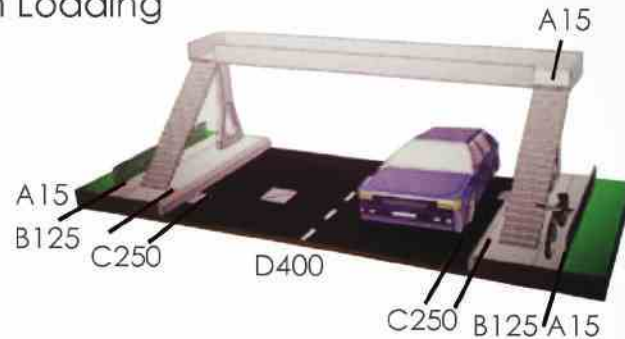


LOAD TEST CLASSIFICATION FOR BS-EN124:1994 SPECIFICATION

Iron Loading



GROUP	DUTY CLASS	WHEEL LOAD	USES
-------	------------	------------	------

1. A15 15 KN **CLASS A15**
For use in pedestrian and cycling areas only



2. B125 125 KN **CLASS B125**
For use in in car parks & pedestrian areas where no heavy vehicle have access



3. C250 250KN **CLASS C250**
For areas where slow moving traffic has access such as forecourts, industrial sites & kerbside up to 500mm from kerb & 200mm into the verge/path



4. D400 400KN **CLASS D400**
For areas with fast moving traffic such as high streets, trunk roads, carriageways & hard shoulders



5. E600 600KN **CLASS E600**
For areas were high wheel loads are evident i.e. dockyards etc. also for onerous areas D400 may not be adequate i.e. in wheel track on carriageways etc.



6. F900 900KN **CLASS F900**
For areas with extremely high wheel loads such as dockyards & airport



LOAD TEST CLASSIFICATION FOR BS-EN124:1994 SPECIFICATION

MANHOLE COVERS

GRADE	TEST LOAD (KN)	SIZE OF TEST BLOCK (MM)	WHEEL LOAD	APPLICATION
A	350	300 DIA	11.50 TONES	For use in Carriageways of continuous heavy fast moving traffic.
B	150	300 DIA	5.00 TONES	For use in Carriageways carrying relatively slow moving normal commercial vehicles
C	10	300 DIA		Areas which are inaccessible to motor vehicles

GULLY GRATINGS & COVERS

GRADE	TEST LOAD (KN)	SIZE OF TEST BLOCK (MM)	WHEEL LOAD	APPLICATION
A	350	300 x 235	11.50 TONES	For use in Carriageways of continuous heavy fast moving traffic.
B	150	300 x 235	5.00 TONES	For use in Carriageways carrying relatively slow moving normal commercial vehicles



T3G TING 6 M3 TALLURGICAL LABORATORI 3G

A. LABORATORY

We have a chemical & associated metallurgical & sand testing laboratory to carry out testing of in-coming materials and finished product in accordance with specifications.

B. PHYSICAL LABORATORY

We have the following :

Weighing machines

Universal testing machine of 10 m/t capacity for testing of Tensile strength, transverse test.

Brinnell, Rock well hardness testing machines for hardness test (BHN).

Poldy hardness tester for spot hardness test (BHN). Load Testing machine to test upto 50 mt load test. (For Load Test above 50 M/T Tests done at outside Labs). Paint coating thickness test machine.

This can give us the ASTM, BSS, DIN, ISO, IS classifications for our full product range.

C. HYDRAULIC TESTING

We have equipments for Hydraulic testing of Ductile iron fittings for water or fluid line valves etc. and also for the blind flanges used along with fittings.

D. MACHINE SHOP

We have a well equipped machine shop with the following machines :

Lathe machines,

Milling machines,

Shaping machines,

Turret lathe,

Drilling machines,

Top drills & Bench drills.

We undertake the following jobs in our machine shop :

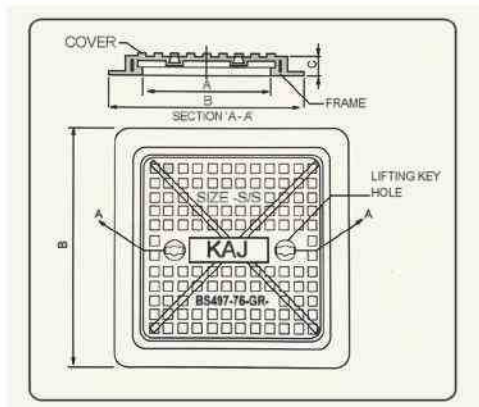
Pattern making,

Casting machining, facing, drilling, shaping, Thread cutting,

Other precision jobs / fitting jobs.



CAST IRON SINGLE SEAL SOLID TOP MANHOLE COVER & FRAMS AS PER BS-EN124 OR BS-497-76 SPECIFICATION



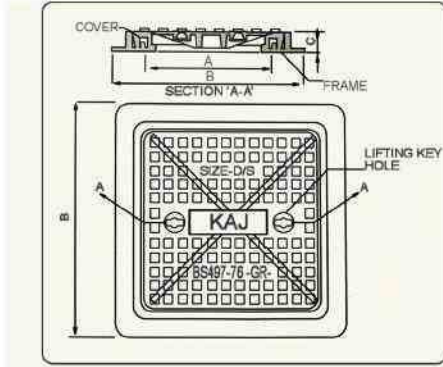
PRODUCT CODE	GRADE AS PER BS-EN124	CLEAR OPENING A (MM)	OVERALL BASE B (MM)	HEIGHT C (MM)	SEAL TYPE	GRADE AS PER BS-497-76	APPX. WEIGHT KG ±5%
DCPL-1001	A 15	300 X 300	360 X 360	25	SINGLE SEAL	C	7
DCPL-1002	A 15	300 X 300	370 X 370	40	SINGLE SEAL	C	11
DCPL-1003	A 15	300 X 300	370 X 370	40	SINGLE SEAL	C	13
DCPL-1004	A 15	300 X 300	370 X 370	40	SINGLE SEAL	C	15
DCPL-1005	B 125	300 X 300	370 X 370	45	SINGLE SEAL	B	20
DCPL-1006	C 250	300 X 300	395 X 395	75	SINGLE SEAL	A	38
DCPL-1007	A 15	400 X 400	455 X 455	25	SINGLE SEAL	C	15
DCPL-1008	B 125	400 X 400	455 X 455	40	SINGLE SEAL	B	25
DCPL-1009	A 15	450 X 450	525 X 525	45	SINGLE SEAL	C	28
DCPL-1010	B 125	450 X 450	525 X 525	50	SINGLE SEAL	B	38
DCPL-1011	C 250	450 X 450	555 X 555	75	SINGLE SEAL	A	60
DCPL-1012	A 15	450 X 600	530 X 680	30	SINGLE SEAL	C	21
DCPL-1013	A 15	500 X 500	565 X 565	25	SINGLE SEAL	C	28
DCPL-1014	A 15	600 X 600	660 X 660	30	SINGLE SEAL	C	32
DCPL-1015	A 15	600 X 600	660 X 660	35	SINGLE SEAL	C	42
DCPL-1016	B 125	600 X 600	720 X 720	75	SINGLE SEAL	B	75
DCPL-1017	B 125	600 X 600	680 X 680	75	SINGLE SEAL	B	80
DCPL-1018	D 400	600 X 600	700 X 700	100	SINGLE SEAL	A	150
DCPL-1019	A 15	600 X 750	710 X 865	50	SINGLE SEAL	C	52
DCPL-1020	A 15	600 X 900	710 X 1000	50	SINGLE SEAL	C	70
DCPL-1021	B 125	600 X 900	710 X 1000	75	SINGLE SEAL	B	95
DCPL-1022	D 400	900 X 900	1065 X 1065	100	SINGLE SEAL	A	250

01. Marking - Specification will be Cast as per requirement.
02. Badge - Shall be provide as per Buyer's requirement.
03. Design may vary at the time of supply due to change of pattern / change of design
04. Black Bitumen Coated products unless otherwise mentioned
05. Products available in both cast iron & ductile iron

Special Marking available in English

DRAINAGE	WATER	ELECTRICAL	TELEPHONE
----------	-------	------------	-----------

CAST IRON DOUBLE SEAL SOLID TOP MANHOLE COVER & FRAME AS PER BS-EN124 OR BS-497-76 SPECIFICATION



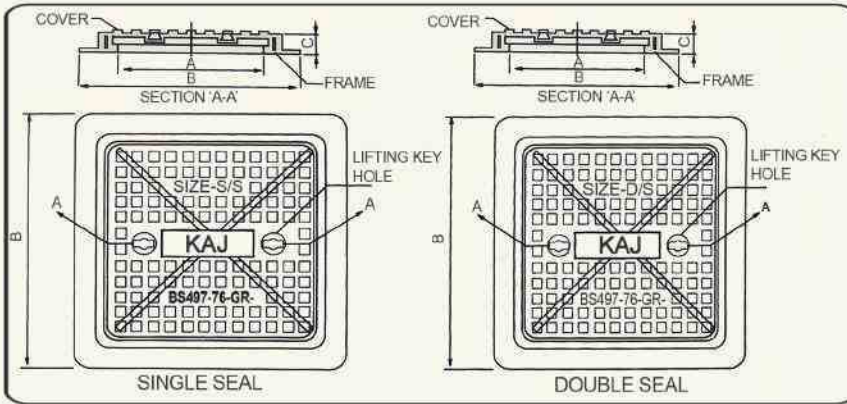
PRODUCT CODE	GRADE AS PER BS-EN124	CLEAR OPENING A (MM)	OVERALL BASE B (MM)	HEIGHT C (MM)	SEAL TYPE	GRADE AS PER BS-497-76	APPX. WEIGHT KG ±5%
DCPL-1023	A 15	300 X 300	410 X 410	35	DOUBLE SEAL	C	20
DCPL-1024	B 150	300 X 300	410 X 410	40	DOUBLE SEAL	B	28
DCPL-1025	C 250	300 X 300	450 X 450	75	DOUBLE SEAL	A	45
DCPL-1026	A 15	450 X 450	600 X 600	40	DOUBLE SEAL	C	38
DCPL-1027	A 15	450 X 450	600 X 600	50	DOUBLE SEAL	C	45
DCPL-1028	B 125	450 X 450	630 X 630	75	DOUBLE SEAL	B	70
DCPL-1029	C 250	450 X 450	630 X 630	85	DOUBLE SEAL	A	90
DCPL-1030	A 15	450 X 450	630 X 785	40	DOUBLE SEAL	C	45
DCPL-1031	A 15	600 X 600	760 X 760	45	DOUBLE SEAL	C	50
DCPL-1032	A 15	600 X 600	760 X 760	45	DOUBLE SEAL	C	60
DCPL-1033	B 125	600 X 600	760 X 760	50	DOUBLE SEAL	B	75
DCPL-1034	B 125	600 X 600	755 X 755	75	DOUBLE SEAL	B	90
DCPL-1035	B 125	600 X 600	800 X 800	75	DOUBLE SEAL	B	110
DCPL-1036	B 125	600 X 600	800 X 800	75	DOUBLE SEAL	B	120
DCPL-1037	C 250	600 X 600	800 X 800	80	DOUBLE SEAL	A	140
DCPL-1038	C 250	600 X 600	800 X 800	80	DOUBLE SEAL	A	165
DCPL-1039	D 400	600 X 600	840 X 840	100	DOUBLE SEAL	A	210
DCPL-1040	A 15	600 X 750	760 X 910	45	DOUBLE SEAL	C	90
DCPL-1041	A 15	600 X 900	760 X 1060	45	DOUBLE SEAL	C	130
DCPL-1042	A 15	800 X 800	980 X 980	40	DOUBLE SEAL	C	100
DCPL-1043	D 400	800 X 800	1000 X 1000	80	DOUBLE SEAL	A	230
DCPL-1044	B 125	900 X 900	1100 X 1100	40	DOUBLE SEAL	B	145

01. Marking - Specification will be Cast as per requirement.
02. Badge - Shall be provide as per Buyer's requirement.
03. Design may vary at the time of supply due to change of pattern / change of design
04. Black Bitumen Coated products unless otherwise mentioned
05. Products available in both cast iron & ductile iron

Special Marking available in English

DRAINAGE	WATER	ELECTRICAL	TELEPHONE
----------	-------	------------	-----------

DUCTILE IRON SOLID TOP MANHOLE COVER & FRAME AS PER BS - EN 124 OR BS - 497-76 SPECIFICATION



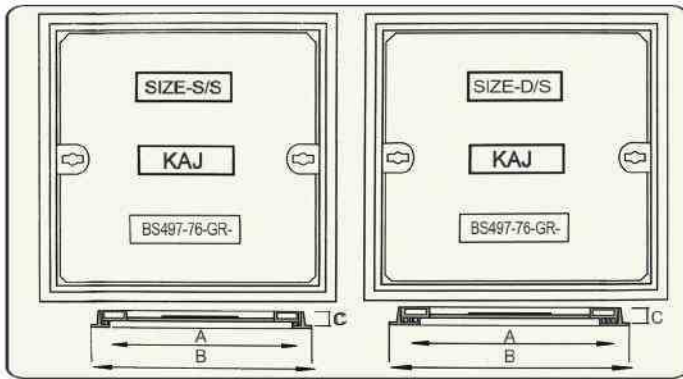
PRODUCT CODE	GRADE AS PER BS-497-76	CLEAR OPENING A (MM)	OVERALL BASE B (MM)	HEIGHT C (MM)	SEAL TYPE	GRADE AS PER BS-EN-124	APPX. WEIGHT KG ±5%
DCPL-1045	B	300 X 300	370 X 370	40	SINGLE SEAL	B 125	15
DCPL-1046	B	300 X 300	410 X 410	35	DOUBLE SEAL	B 125	20
DCPL-1047	B	300 X 300	410 X 410	40	DOUBLE SEAL	B 125	28
DCPL-1048	A	300 X 300	395 X 395	75	SINGLE SEAL	D 400	38
DCPL-1049	A	300 X 300	450 X 450	75	DOUBLE SEAL	D 400	45
DCPL-1050	B	450 X 450	525 X 525	45	SINGLE SEAL	B 125	28
DCPL-1051	B	450 X 450	600 X 600	50	DOUBLE SEAL	B 125	45
DCPL-1052	A	450 X 450	555 X 555	75	SINGLE SEAL	D 400	60
DCPL-1053	A	450 X 450	630 X 630	75	DOUBLE SEAL	D 400	70
DCPL-1054	B	600 X 600	660 X 660	30	SINGLE SEAL	B 125	32
DCPL-1055	B	600 X 600	660 X 660	35	SINGLE SEAL	B 125	42
DCPL-1056	B	600 X 600	760 X 760	45	DOUBLE SEAL	B 125	50
DCPL-1057	B	600 X 600	760 X 760	50	DOUBLE SEAL	C 250	75
DCPL-1058	A	600 X 600	720 X 720	75	SINGLE SEAL	D 400	75
DCPL-1059	A	600 X 600	760 X 760	75	DOUBLE SEAL	D 400	85
DCPL-1060	A	600 X 600	700 X 700	100	DOUBLE SEAL	D 400	130
DCPL-1061	A	600 X 600	840 X 840	100	DOUBLE SEAL	D 400	190
DCPL-1062	B	600 X 750	710 X 865	50	SINGLE SEAL	B 125	60
DCPL-1063	B	600 X 750	760 X 910	50	DOUBLE SEAL	B 125	90
DCPL-1064	B	600 X 900	710 X 1000	50	SINGLE SEAL	B 125	70
DCPL-1065	B	600 X 900	760 X 1060	50	DOUBLE SEAL	B 125	130
DCPL-1066	B	800 X 800	980 X 980	40	DOUBLE SEAL	B 125	100

01. Marking - Specification will be Cast as per requirement.
02. Badge - Shall be provide as per Buyer's requirement.
03. Design may vary at the time of supply due to change of pattern / change of design
04. Black Bitumen Coated products unless otherwise mentioned
05. Products available in both cast iron & ductile iron

Special Marking available in English

DRAINAGE	WATER	ELECTRICAL	TELEPHONE
----------	-------	------------	-----------

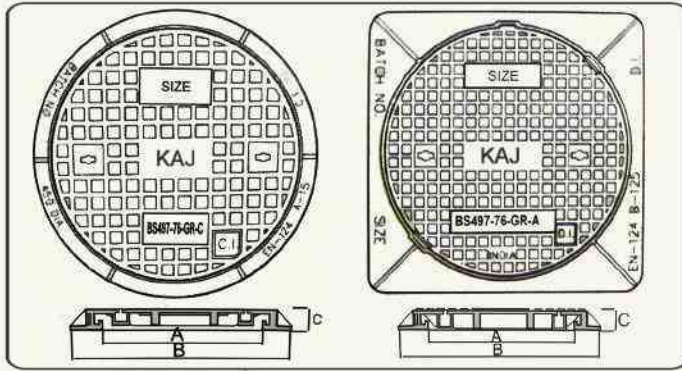
RECESSED COVER & FRAME AS PER BS-EN124 OR BS-497-76 SPECIFICATION



PRODUCT CODE	GRADE AS PER BS-EN124	CLEAR OPENING A (MM)	OVERALL BASE B (MM)	HEIGHT C (MM)	SEAL TYPE	RECESS DEPTH MM	FOR / TYPE	APPX. WEIGHT KG ±5%
DCPL-1067	B 125	300 X 300	455 X 455	65	DOUBLE SEAL	40	TILE	30
DCPL-1068	B 125	300 X 300	455 X 455	95	DOUBLE SEAL	70	INTER LOCK	36
DCPL-1069	D 400	300 X 300	455 X 455	95	DOUBLE SEAL	70	INTER LOCK	50
DCPL-1070	B 125	450 X 450	600 X 600	75	DOUBLE SEAL	40	TILE	45
DCPL-1071	B 125	450 X 450	610 X 610	90	DOUBLE SEAL	70	INTER LOCK	55
DCPL-1072	D 400	450 X 450	610 X 610	90	DOUBLE SEAL	70	INTER LOCK	80
DCPL-1073	A 15	600 X 600	690 X 960	65	SINGLE SEAL	40	TILE	50
DCPL-1074	B 125	600 X 600	750 X 750	75	DOUBLE SEAL	40	TILE	70
DCPL-1075	B 125	600 X 600	760 X 760	90	DOUBLE SEAL	70	INTER LOCK	75
DCPL-1076	B 125	600 X 600	765 X 765	90	DOUBLE SEAL	70	INTER LOCK	90
DCPL-1077	D 400	600 X 600	825 X 825	100	DOUBLE SEAL	80	INTER LOCK	110
DCPL-1078	D 400	600 X 600	825 X 825	100	DOUBLE SEAL	80	INTER LOCK	140

01. Marking - Specification will be Cast as per requirement.
02. Badge - Shall be provide as per Buyer's requirement.
03. Design may vary at the time of supply due to change of pattern / change of design.
04. Black Bitumen Coated products unless otherwise mentioned
05. Products available in both cast iron & ductile iron

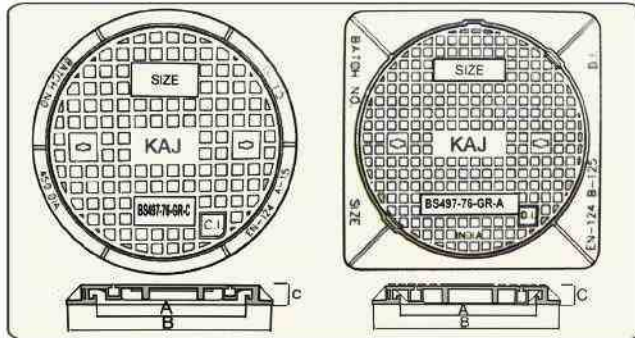
CAST IRON CIRCULAR MANHOLE COVER WITH CIRCULAR OR FRAME AS PER BS-EN124 OR BS-497-76 SPECIFICATION



PRODUCT CODE	GRADE AS PER BS- EN124	CLEAR OPENING A (MM)	OVERALL BASE B (MM)	HEIGHT C (MM)	SEAL TYPE	GRADE AS PER BS-EN-124	APPX. WEIGHT KG ±5%
DCPL-1079	A 15	450 DIA	555 DIA	55	SINGLE SEAL	C	16
DCPL-1080	A 15	450 DIA	665 DIA	80	DOUBLE SEAL	C	35
DCPL-1081	B 125	550 DIA	670 DIA	85	SINGLE SEAL	B	45
DCPL-1082	A 15	600 DIA	960 DIA	35	SINGLE SEAL	C	32
DCPL-1083	A 15	600 DIA	715 DIA	75	SINGLE SEAL	C	50
DCPL-1084	B 125	600 DIA	755 DIA	75	SINGLE SEAL	B	90
DCPL-1085	C 250	600 DIA	815 DIA	100	SINGLE SEAL	B	90
DCPL-1086	D 400	600 DIA	755 DIA	100	SINGLE SEAL	A	150
DCPL-1087	D 400	600 DIA	875 DIA	150	SINGLE SEAL	A	165
DCPL-1088	D 400	600 DIA	875 DIA	200	SINGLE SEAL	A	210
DCPL-1089	B 125	665 DIA	755 DIA	50	SINGLE SEAL	B	80
DCPL-1090	D 400	600 DIA	750 X 750 SQUARE FRAME	100	SINGLE SEAL	A	110
DCPL-1091	D 400	600 DIA	690 X 690 SQUARE FRAME	125	SINGLE SEAL	A	130

01. Marking - Specification will be Cast as per requirement.
02. Badge - Shall be provide as per Buyer's requirement.
03. Design may vary at the time of supply due to change of pattern / change of design
04. Black Bitumen Coated products unless otherwise mentioned
05. Products available in both cast iron & ductile iron


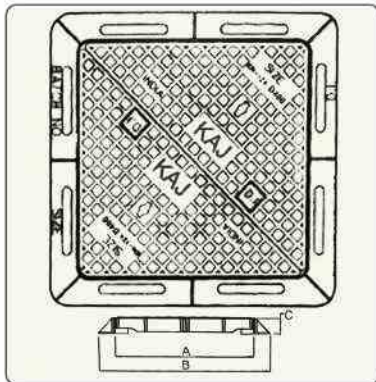
DUCTILE IRON CIRCULAR MANHOLE COVER WITH CIRCULAR OR SQUARE FRAME AS PER BS-EN124 OR BS-497-76 SPECIFICATION



PRODUCT CODE	GRADE AS PER BS-497 - 76	CLEAR OPENING A (MM)	OVERALL BASE B (MM)	HEIGHT C (MM)	Grade As per BS- EN124	APPX. WEIGHT KG ±5%
DCPL-1092	B	550 DIA	670 DIA	85	B 125	45
DCPL-1093	B	600 DIA	715 DIA	75	B 125	50
DCPL-1094	A	600 DIA	755 DIA	75	C 250	90
DCPL-1095	A	600 DIA	815 DIA	100	D 400	90
DCPL-1096	B	600 DIA	755 DIA	100	D 400	150
DCPL-1097	B	600 DIA	875 DIA	150	D 400	165
DCPL-1098	A	600 DIA	875 DIA	200	D 400	210
DCPL-1099	B	665 DIA	755 DIA	50	C 250	80
DCPL-1100	A	600 DIA	750 X 750 SQUARE FRAME	100	D 400	110
DCPL-1101	A	600 DIA	690 X 690 SQUARE FRAME	125	D 400	130

01. Marking - Specification will be Cast as per requirement.
02. Badge - Shall be provide as per Buyer's requirement.
03. Design may vary at the time of supply due to change of pattern / change of design.
04. Black Bitumen Coated products unless otherwise mentioned
05. Products available in both cast iron & ductile iron

CAST IRON DOUBLE TRIANGULAR MANHOLE COVER & FRAME AS PER BS-EN124 OR BS-497-76 SPECIFICATION



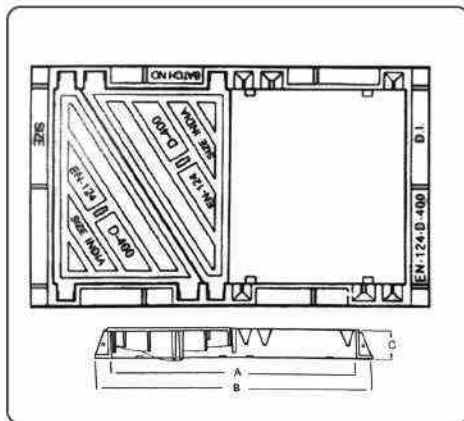
PRODUCT CODE	GRADE AS PER BS-497 - 76	CLEAR OPENING A (MM)	OVERALL BASE B (MM)	HEIGHT C (MM)	Grade As per BS- EN124	APPX. WEIGHT KG ±5%
DCPL1102	A	600 X 600	760 X 760	100	D 400	130
DCPL-1103	A	600 X 600	760 X 760	150	D 400	200
DCPL-1104	A	675 X 675	835 X 835	100	D 400	180
DCPL-1105	A	675 X 675	834 X 835	150	D 400	230
DCPL-1106	A	900 X 900	1060 X 1060	150	D 400	390

DUCTILE IRON DOUBLE TRIANGULAR MANHOLE COVER & FRAME AS PER BS-EN124 OR BS-497-76 SPECIFICATION

PRODUCT CODE	GRADE AS PER BS-497 - 76	CLEAR OPENING A (MM)	OVERALL BASE B (MM)	HEIGHT C (MM)	Grade As per BS- EN124	APPX. WEIGHT KG ±5%
DCPL-1107	A	600 X 600	760 X 760	100	D 400	98
DCPL-1108	A	600 X 600	760 X 760	100	D 400	130
DCPL-1109	A	600 X 600	760 X 760	150	D 400	200
DCPL-1110	A	675 X 675	835 X 835	100	D 400	125
DCPL-1111	A	675 X 675	834 X 835	150	D 400	215
DCPL-1112	A	900 X 900	1060 X 1060	150	D 400	250

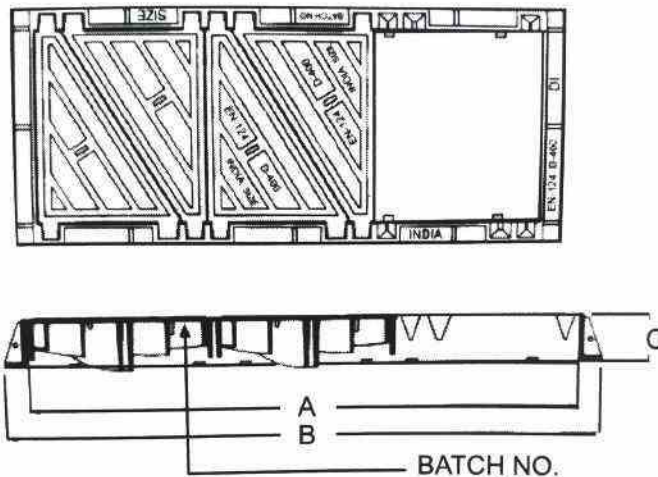
01. Marking - Specification will be Cast as per requirement.
02. Badge - Shall be provide as per Buyer's requirement.
03. Design may vary at the time of supply due to change of pattern / change of design
04. Black Bitumen Coated products unless otherwise mentioned
05. Products available in both cast iron & ductile iron

CAST IRON MULTIPLE TRIANGULAR MANHOLE COVER & FRAME AS PER BS-EN124 OR BS-497-76 SPECIFICATION



PRODUCT CODE	GRADE AS PER BS-497-76	CLEAR OPENING A (MM)	OVERALL BASE B (MM)	HEIGHT C (MM)	GRADE AS PER BS-EN124	APPX. WEIGHT KG ±5%
DCPL-1113	A	1220 X 675	1380 X 835	150	D 400	430
DCPL-1114	A	1224 X 700	1373 X 850	150	D 400	430

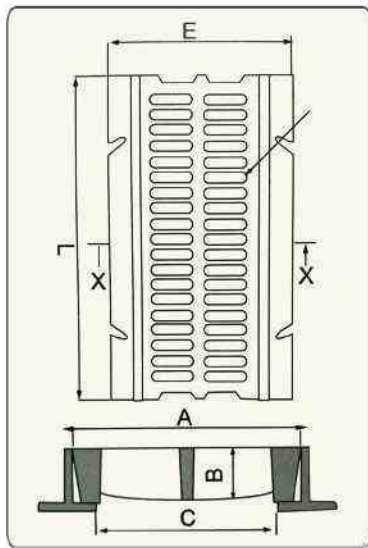
DUCTILE IRON MULTIPLE TRIANGULAR MANHOLE COVER & FRAME AS PER BS-EN124 OR BS-497-76 SPECIFICATION



PRODUCT CODE	GRADE AS PER BS-497-76	CLEAR OPENING A (MM)	OVERALL BASE B (MM)	HEIGHT C (MM)	GRADE AS PER BS-EN124	APPX. WEIGHT KG ±5%
DCPL-1115	A	1220 X 675	1380 X 835	150	D 400	260
DCPL-1116	A	1224 X 700	1373 X 850	150	D 400	270
DCPL-1117	A	1835 X 700	1984 X 850	150	D 400	385

01. Marking - Specification will be Cast as per requirement.
02. Badge - Shall be provide as per Buyer's requirement.
03. Design may vary at the time of supply due to change of pattern / change of design.
04. Black Bitumen Coated products unless otherwise mentioned
05. Products available in both cast iron & ductile iron

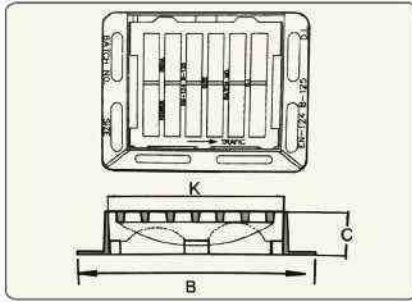
CHANNEL GRATINGS AS PER BS-EN124 OR BS-497-76 SPECIFICATION



PRODUCT CODE	GRADE AS PER BS-497-76	WIDTH OF GRATING A (MM)	LENGTH OF GRATING L (MM)	CLEAR OPENING C (MM)	OVERALL THICKNESS GRATING B (MM)	OVERALL FRAME WITH E (MM)	DEPTH OF FRAME D (MM)	GRADE AS PER BS-EN-124	APPX. WEIGHT KG ±5%
DCPL-1118	A	150	750	110	55	260	75	D 400	38
DCPL-1119	A	170	750	130	55	280	75	D 400	42
DCPL-1120	A	225	750	185	55	335	75	D 400	50
DCPL-1121	A	300	750	260	55	410	75	D 400	56
DCPL-1122	A	350	750	310	55	460	75	D 400	62
DCPL-1123	A	400	750	360	55	510	75	D 400	68
DCPL-1124	A	450	750	410	55	560	75	D 400	75

01. Working Specification will be as per requirement.
02. Sample shall be provide as per Buyer's requirement.
03. Design may vary at the time of supply due to change of pattern/ change of design.
04. Black/British/Coated products unless otherwise mentioned.
05. Products available in both cast iron & ductile iron.

MANHOLE STEP IRON AS PER BS-1247 SPECIFICATION (GALVANIZED OR UN GALVANIZED) GALVANIZING AS PER BS-729



PRODUCT CODE	GRADE AS PER BS-EN124	OVER GRATING K (MM)	OVERALL BASE B (MM)	HEIGHT C (MM)	GRADE AS PER BS-497-76	APPX. WEIGHT KG ±5%
DCPL-1125	B 125	225 X 225	280 X 270	60	B	15
DCPL-1126	B 125	225 X 225	280 X 280	60	B	15
DCPL-1127	B 125	300 X 300	355 X 340	60	B	21
DCPL-1128	B 125	300 X 300	355 X 355	60	B	21
DCPL-1129	D 400	400 X 310	550 X 400	100	A	60
DCPL-1130	D 400	400 X 350	575 X 425	100	A	60
DCPL-1131	D 400	400 X 400	480 X 480	40	A	48
DCPL-1132	D 400	500 X 350	655 X 425	100	A	70
DCPL-1133	D 400	450 X 450	530 X 530	40	A	50
DCPL-1134	D 400	600 X 600	730 X 730	75	A	80
DCPL-1135	D 400	600 X 600	750 X 750	100	A	130
DCPL-1136	D 400	700 X 375	870 X 500	60	A	60

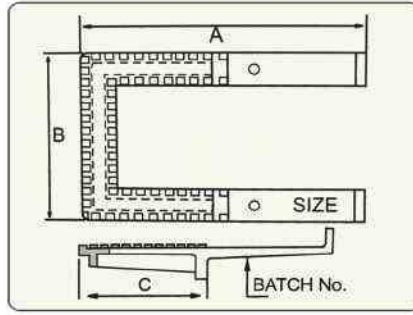

GRATING & FRAME, FLAT OR DISHED AND / OR HINGED AS PER BS-EN124 OR BS-497-76 SPECIFICATION



PRODUCT CODE	GRADE AS PER BS-497-76	OVER GRATING K (MM)	OVERALL BASE B (MM)	HEIGHT C (MM)	GRADE AS PER BS-EN124	APPX. WEIGHT KG ±5%
DCPL-1137	A	445 X 400	540 X 545	150	D 400	90
DCPL-1138	A	480 X 480	570 X 620	150	D 400	115
DCPL-1139	A	600 X 600	750 X 750	150	D 400	130

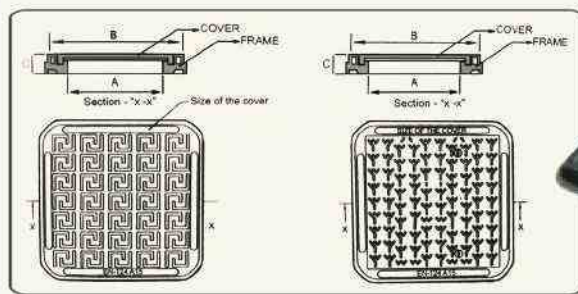
01. Marking - Specification will be Cast as per requirement.
02. Badge - Shall be provide as per Buyer's requirement.
03. Design may vary at the time of supply due to change of pattern / change of design
04. Black Bitumen Coated products unless otherwise mentioned
05. Products available in both cast iron & ductile iron

MANHOLE STEP IRON AS PER BS-1247 SPECIFICATION (GALVANIZED OR UN GALVANIZED) GALVANIZING AS PER BS-729




PRODUCT CODE	LENGTH A (MM)	WIDTH B (MM)	TREAD LENGTH C (MM)	APPX. WEIGHT KG $\pm 5\%$
DCPL-1118	A	150	750	110
DCPL-1119	A	170	750	130
DCPL-1120	A	225	750	185
DCPL-1121	A	300	750	260
DCPL-1122	A	350	750	310
DCPL-1123	A	400	750	360
DCPL-1124	A	450	750	410

CAST IRON LIGHT DUTY MANHOLE COVER & FRAME AS PER ROMANIAN SPECIFICATIONS MARKING AS PER BS-497-76 GRADE C OR EN124-A15




PRODUCT CODE	GRADE AS PER BS-497-76	OVERALL BASE B (MM)	CLEAR OPENING A (MM)	HEIGHT C (MM)	GRADE AS PER BS-EN124	APPX. WEIGHT KG $\pm 5\%$
DCPL-1143	C	250 X 250	165 X 165	25	A 15	5
DCPL-1144	C	300 X 300	190 X 190	25	A 15	7
DCPL-1145	C	400 X 400	290 X 290	30	A 15	13
DCPL-1146	C	500 X 500	390 X 390	35	A 15	21
DCPL-1147	C	600 X 600	490 X 490	40	A 15	30
DCPL-1148	C	700 X 700	590 X 590	50	A 15	40

01. Marking - Specification will be Cast as per requirement.
02. Badge - Shall be provide as per Buyer's requirement.
03. Design may vary at the time of supply due to change of pattern / change of design
04. Black Bitumen Coated products unless otherwise mentioned
05. Products available in both cast iron & ductile iron



PRODUCT CODE	OVERALL BASE (MM)	CLEAR OPENING (MM)	HEIGHT (MM)	APPX. WEIGHT KG ±5%
DCPL-1149	300X300MM	170X170MM	20MM	4
DCPL-1150	400X400MM	270X270MM	20MM	6.5
DCPL-1151	500X500MM	370X370MM	20MM	11
DCPL-1152	600X600MM	470X470MM	20MM	16
DCPL-1153	700X700MM	570X570MM	20MM	27
DCPL-1154	800X800MM	670X670MM	20MM	35

01. Marking - Specification will be Cast as per requirement.
02. Badge - Shall be provide as per Buyer's requirement.
03. Design may vary at the time of supply due to change of pattern / change of design
04. Black Bitumen Coated products unless otherwise mentioned
05. Products available in both cast iron & ductile iron



PRODUCT CODE	OVERALL BASE (MM)	CLEAR OPENING (MM)	HEIGHT (MM)	APPX. WEIGHT KG ±5%
DCPL-1155	300X300MM	150X150MM	60MM	6
DCPL-1156	400X400MM	240X240MM	60MM	11
DCPL-1157	500X500MM	335X335MM	60MM	18
DCPL-1158	600X600MM	440X440MM	65MM	28
DCPL-1159	700X700MM	540X540MM	70MM	45
DCPL-1160	800X800MM	640X640MM	80MM	65
DCPL-1161	500X300MM	340X140MM	55MM	11


- 01. Marking - Specification will be Cast as per requirement.
- 02. Badge - Shall be provide as per Buyer's requirement.
- 03. Design may vary at the time of supply due to change of pattern / change of design
- 04. Black Bitumen Coated products unless otherwise mentioned
- 05. Products available in both cast iron & ductile iron

**MANHOLE STEP IRON AS PER BS-1247 SPECIFICATION
(GALVANIZED OR UN GALVANIZED) GALVANIZING AS
PER BS-729**



PRODUCT CODE	OVERALL BASE (MM)	CLEAR OPENING (MM)	HEIGHT (MM)	APPX. WEIGHT KG ±5%
DCPL-1161	300X300MM	223X223MM	31MM	9
DCPL-1162	400X400MM	327X327MM	31MM	14
DCPL-1163	500X500MM	395X395MM	50MM	24.8
DCPL-1164	600X600MM	497X497MM	50MM	33.10
DCPL-1165	700X700MM	600X600MM	50MM	48
DCPL-1166	800X800MM	697X697MM	50MM	59

STEEL LIFTING KEYS NICKEL PLATED DIFFERENT SHAPES AND SIZES AVAILABLE



- 01. Marking - Specification will be Cast as per requirement.
- 02. Badge - Shall be provide as per Buyer's requirement.
- 03. Design may vary at the time of supply due to change of pattern / change of design.
- 04. Black Bitumen Coated products unless otherwise mentioned
- 05. Products available in both cast iron & ductile iron

OUR PRODUCTS

